

The Citroën logo, a stylized double chevron, is positioned to the left of the brand name "CITROËN" in a bold, white, sans-serif font. The background is a blurred city street scene with European-style buildings and a white Citroën van in motion.

# ^ CITROËN

A white Citroën van is shown from a front-three-quarter perspective, driving on a city street. The van's headlights are on, and its license plate reads "FK-942-GO". The background is a blurred urban environment with multi-story buildings and a pedestrian crossing.

**NEW  
CITROËN Ë-BERLINGO VAN ELECTRIC  
AND CITROËN BERLINGO VAN**



## CITROËN BERLINGO VAN

PRICES, EQUIPMENT AND TECHNICAL SPECIFICATION

MY22.75

JANUARY 2023

INSPIRED BY YOU

**PARKERS**  
**NEW CAR**  
**AWARDS**  
**2021**

BEST  
SMALL VAN

**WINNER**

**CITROËN**  
**BERLINGO**

ENTERPRISE EDITION

IN ADDITION TO ENTERPRISE EDITION

DRIVER EDITION

Comfort & Convenience

- Air conditioning
- Cruise control with variable speed limiter
- Electric windows with one-touch operation
- Electrically adjustable door mirrors

**Electric Versions Only:** Carpeted floor in cabin  
Automatic lights

Seating

- 4 way adjustable drivers seat with adjustable headrest
- Single passenger seat

Technology & Entertainment

- Citroën Connect Box with Emergency Assistance
- Free2Move Connect Fleet telematics subscription– 6 months

DAB radio with steering mounted controls, Bluetooth, USB port and 8"colour touchscreen offering Apple CarPlay™ & Android Auto

Safety & Security

- ESC with Hill Start Assist, ABS braking including EBA and EBFD and Automatic activation of hazrd lights
- Perimetric and volumetric, Thatcham category 1 approved alarm with tilt sensor
- Remote central locking with deadlocks and separate locking for cab/cargo area
- Full bulkhead
- Driver's airbag
- Tyre pressure monitors
- Electric Versions Only:** Acoustic Vehicle Alerting System (audible outside vehicle)

Exterior Features

- Unglazed asymmetric rear doors, opening to 180°
- Nearside sliding side door (L1 models only)
- Twin sliding side doors (L2 models only)

Interior Features

- 12 volt socket in dashboard
- 6 tie-down hooks in load area
- Overhead storage shelf



Comfort & Convenience

- Automatic windscreen wipers, Magic Wash®
- Electrically folding heated door mirrors

Seating

- EXTENSO® modular folding passenger bench seat with pivoting writing table, storage under central seat
- 6 way adjustable drivers seat with adjustable headrest: Includes lumbar adjustment and under seat storage

Technology & Entertainment

- Citroën Connect Navigation\* with DAB radio, multi-function steering wheel and voice recognition
- \*Real Time Traffic updates (3 year subscription) & SpeedCam package (3 year subscription)

Safety & Security

- Automatic electronic parking brake
- Rear Parking Sensors and Camera
- Front fog lights

Exterior Features

- 16 inch steel wheel with wheel trims
- Look pack (body coloured side rubbing strips and rear bumper)



ENTERPRISE EDITION CREW VAN

The Berlingo Van also offers the option to have a Crew Van for those who want the versatility to decide between carrying up to five people, whilst also having a large and adaptable cargo area. The Crew Van has remarkable modularity and the load space is extremely flexible due to the ingenious moveable bulkhead with a load-through hatch and single passenger seat that folds forward.

Please note that glazed doors in the second row are not offered as standard or an option on the Berlingo Van Crew Van due to the impact that having glazed doors may have on the tax status of the vehicle. Please check with your local HM Revenue & Customs office for further details.

Comfort & Convenience

- Air conditioning
- Cruise control with variable speed limiter
- Electric windows with one-touch operation
- Electrically adjustable heated and folding door mirrors

**Electric Versions Only:** Carpeted floor in cabin  
Automatic lights

Seating

- Three folding seats in second row, with movable bulkhead and a load-through hatch
- Single folding front passenger seat

Technology & Entertainment

- Citroën Connex Box with Emergency & Assistance
- Free2Move Connect Fleet telematics subscription~ 6 months
- DAB radio with steering mounted controls, Bluetooth, USB port and 8"colour touchscreen offering Apple CarPlay™ & Android Auto

Safety & Security

- ESC with Hill Start Assist, ABS braking including EBA and EBFD and Automatic activation of hazrd lights on major deceleration
- Perimetric and volumetric, Thatcham category 1 approved alarm with tilt sensor
- Remote central locking with deadlocks and separate locking for cab
- Driver’s airbag
- Tyre pressure monitors

**Electric Versions Only:** Acoustic Vehicle Alerting System (audible outside vehicle)

Exterior Features

- Unglazed asymmetric rear doors, opening to 180°
- Twin sliding side doors

Interior Features

- 12 volt socket in dashboard
- Overhead storage shelf



Please note that glazed doors are not available on the Berlingo Van Crew Van in the UK. Please check with your local HM Revenue & Customs office for further details.



Crew Cab Seats folded almost flat with Bulkhead slid forwards



Crew Cab Rear Seats with Load Through Hatch



Crew Cab Rear Seats



New ë-Berlingo van is a 100% Electric van with zero tailpipe CO2 emissions, powered by a rechargeable Lithium-Ion battery. Its 100 kW electric motor assures great performance (equivalent to 136 hp) with unprecedented refinement. The 50 kWh battery fitted as standard gives a range of up to 170 miles (WLTP cycle - range dependent on use and driving style). It's easy to charge, with a practical charging cable and a handy deferred charging option.

**Range:** Up to 170 miles offers plenty of range for day-to-day driving. Built-in capability for rapid charging opens up long-distance trips too

**Driving experience:** With 260 Nm of torque instantly available, New ë-Berlingo van is as at home on the motorway as in the city. No gear changes means a perfectly smooth delivery of power.

CHARGING

The included Type 2 charging cable gives you accelerated charging at a home, work or public charging point, compatible with the widest range of charging points. Because you charge your van when you aren't using it, you save time when you get on the road.

New ë-Berlingo van also features a **rapid charging port** with the widely accepted CCS connector. You don't need to buy a cable for this because rapid chargers have the cable built in. On a 100 kW charging station you can get up to 80% charge from empty in just 30 minutes. So in the time it takes you to take a coffee break, you've effortlessly extended your van's range.

You can buy a domestic charging cable as an accessory from your Dealer for occasional charging from a 3-pin socket. Due to the limited speed of this charging method it is not recommended for regular use.

KEY SELLING POINTS ABOVE OTHER ELECTRIC VANS

**All the benefits of Berlingo van** - the same load volume as petrol and diesel up to 4.4m3, payload up to 800 kg, the practicality & flexibility - without the compromises you've traditionally been told to expect with electric vehicles.

Type 2 charging cable **included** - the right charging cable for home and public charging points

Rapid charging capability **included** as standard - allowing you to open the way to longer trips

**ë-services** including ë-Remote Control, for remotely scheduling charging or climate pre-conditioning, enabling you to set the van's interior temperature to a comfortable 21°C in advance, no matter what the temperature outside might be



PRICING & LCDV CODES

Body style	Length	Version	HP	Insurance group	Load length (mm)	Maximum indicative payload (kg)	Load space (m³)*	Gross vehicle weight (kg)	WLTP CO <sub>2</sub> (g/km)**	WLTP combined range (miles)	WLTP city range (miles)	LCDV code	Basic M.R.R.P.	V.A.T.	Total M.R.R.P.	On the road M.R.R.P.
Enterprise Edition	M	PureTech 110 565 6-speed manual 1000	110	29E	1817	1010	3.3	2310	157	-	-	2CK91CNLSKT0A052	£19,320	£3,864	£23,184	£24,363
	M	BlueHDi 100 565 6-speed manual 650	102	32E	1817	658	3.3	2020	143	-	-	2CK91ANP8KT0A052	£19,905	£3,981	£23,886	£25,065
	M	BlueHDi 100 565 6-speed manual 1000	102	31E	1817	987	3.3	2370	148	-	-	2CK91CNP8KT0A052	£20,220	£4,044	£24,264	£25,443
	M	BlueHDi 130 565 EAT8 Auto 1000	131	32E	1817	984	3.3	2385	156	-	-	2CK91CNP41T0A052	£22,380	£4,476	£26,856	£28,035
	M	e-Berlingo Van 50 kWh 800	136	33E	1817	800	3.3	2290	0	172	254	2CK91CHESFT0A052	£32,385	£6,477	£38,862	£39,751
	XL	BlueHDi 100 565 6-speed manual 950	102	31E	2167	954	3.8	2380	149	-	-	2CK95CNP8KT0A052	£21,075	£4,215	£25,290	£26,469
	XL	BlueHDi 130 565 EAT8 Auto 950	131	32E	2167	953	3.8	2400	158	-	-	2CK95CNP41T0A052	£23,235	£4,647	£27,882	£29,061
	XL	e-Berlingo Van 50 kWh 750	136	34E	2167	753	3.8	2385	0	171	251	2CK95CHESFT0A052	£33,240	£6,648	£39,888	£40,777
Driver Edition	M	BlueHDi 100 565 6-speed manual 650	102	32E	1817	642	3.3	2040	144	-	-	2CK91ANP8KT09G52	£21,505	£4,301	£25,806	£26,985
	M	BlueHDi 100 565 6-speed manual 1000	102	32E	1817	986	3.3	2390	148	-	-	2CK91CNP8KT09G52	£21,820	£4,304	£26,184	£27,363
	M	BlueHDi 130 565 EAT8 Auto 1000	131	TBC	1817	982	3.3	2400	156	-	-	2CK91CNP41T09G52	£23,980	£4,796	£28,776	£29,955
	M	e-Berlingo Van 50 kWh 800	136	32E	1817	803	3.3	2410	0	171	251	2CK91CHESFT09G52	£33,985	£6,797	£40,782	£41,671
	XL	BlueHDi 100 565 6-speed manual 950	102	32E	2167	974	3.8	2400	149	-	-	2CK95CNP8KT09G52	£22,675	£4,535	£27,210	£28,389
	XL	BlueHDi 130 565 EAT8 Auto 950	131	TBC	2167	927	3.8	2400	158	-	-	2CK95CNP41T09G52	£24,835	£4,967	£29,802	£30,981
Enterprise Edition Crew Van	XL	BlueHDi 100 565 6-speed manual 850	102	31E	1450**	843	1.8**	2350	150	-	-	2CK95LEP8KT0A052	£22,515	£4,503	£27,018	£28,197
	XL	e-Berlingo Van 50 kWh 700	136	34E	1450**	721	1.8**	2450	0	167	241	2CK95LEESFT0A052	£34,680	£6,936	£41,616	£42,505

\*Driver Edition versions benefit from the EXTENSIO® seat which provides an additional load length of 1273 mm and increases the load volume by 0.6 m³

\*\*Crew Van dimensions are based upon figures with the 2nd row seats in place. For information on dimensions with 2nd row seats folded, and 2nd row seats folded with EXTENSIO® seat, please refer to Berlingo Dimensions page.

\*\*\* WLTP figures shown are for comparison purposes and should only be compared to the fuel consumption and CO<sub>2</sub> values of other vans tested to the same technical standard. The fuel consumption achieved, and CO<sub>2</sub> produced, in real world conditions will depend upon a number of factors including, but not limited to: the accessories fitted (pre and post registration); variations in weather; driving styles and vehicle load. The WLTP (Worldwide Harmonised Light Vehicles Test Procedure) is used to measure fuel consumption and CO<sub>2</sub> figures.

CO<sub>2</sub> figures above are for a standard vehicle without any additional optional equipment. The addition of optional extras could increase the certified CO<sub>2</sub> emission output.

All information and prices correct at time of publication, but are subject to change at any time without prior notice (which may occur as a result of, but not limited to, any changes in legislation and/or any changes by the government).

Please see our Prices and Specifications guides or contact your local Citroën Dealership for the most up-to-date prices and specification details for all models.

Legal notice **ELECTRIC VEHICLES:**

[1] The range and electric consumption figures mentioned comply with the WLTP test procedure, on the basis of which new vehicles are type approved from 1 September 2018. They may vary depending on actual conditions of use and on different factors such as: speed, thermal comfort on board the vehicle, driving style and outside temperature. The charging time depends in particular on the power of the charger on board the vehicle, the charging cable and the type and power of the charging station used.



ELECTRIC VAN e-BERLINGO

New e-Berlingo van is a 100% Electric van with zero tailpipe CO2 emissions, powered by a rechargeable Lithium-Ion battery. Its 100 kW electric motor assures great performance (equivalent to 136 hp) with unprecedented refinement. The 50 kWh battery fitted as standard gives a range of up to 170 miles (WLTP cycle - range dependent on use and driving style). It's easy to charge, with a practical charging cable and a handy deferred charging option.

**Range:** Up to 170 miles offers plenty of range for day-to-day driving. Built-in capability for rapid charging opens up long-distance trips too

**Driving experience:** With 260 Nm of torque instantly available, New e-Berlingo van is as at home on the motorway as in the city. No gear changes means a perfectly smooth delivery of power.

CHARGING

The included Type 2 charging cable gives you accelerated charging at a home, work or public charging point, compatible with the widest range of charging points. Because you charge your van when you aren't using it, you save time when you get on the road.

New e-Berlingo van also features a rapid charging port with the widely accepted CCS connector. You don't need to buy a cable for this because rapid chargers have the cable built in. On a 100 kW charging station you can get up to 80% charge from empty in just 30 minutes. So in the time it takes you to take a coffee break, you've effortlessly extended your van's range.

You can buy a domestic charging cable as an accessory from your Dealer for occasional charging from a 3-pin socket. Due to the limited speed of this charging method it is not recommended for regular use.

KEY SELLING POINTS ABOVE OTHER ELECTRIC VANS

**All the benefits of Berlingo van** - the same load volume as petrol and diesel up to 4.4m3, payload up to 800 kg, the practicality & flexibility - without the compromises you've traditionally been told to expect with electric vehicles.

Rapid charging capability included as standard - allowing you to open the way to longer trips

**e-services** including e-Remote Control, for remotely scheduling charging or climate pre-conditioning, enabling you to set the van's interior temperature to a comfortable 21°C in advance, no matter what the temperature outside might be

ELECTRIC VAN PRICING BREAKDOWN

To make the pricing of our fantastic e-Berlingo vans as simple as possible, we have provided a basic breakdown below. Please note the Plug in Van Grant is applied to the Base Vehicle Price (incl. VAT) including any manufacturer discounts. We have not included any manufacturer discounts in the breakdown below, and so the prices are subject to change based upon any discounts being offered at the time. Please contact your local Dealership to find out about any manufacturer promotions which may impact the amount of PVG that you can receive, and therefore the overall price of the vehicle.

	LENGTH	VERSION	MAXIMUM INDICATIVE PAYLOAD (kg)	LOAD SPACE (M3)*	GROSS VEHICLE WEIGHT (kg)	WLTP CO2 g/km	WLTP COMBINED RANGE (miles)	WLTP CITY RANGE (miles)	LCDV CODE	BASIC M.R.R.P.	V.A.T.	TOTAL M.R.R.P.	GOVERNMENT GRANT**	BASIC PRICE AFTER PVG	TOTAL RETAIL PRICE AFTER PVG	OTR PRICE AFTER PVG
ENTERPRISE EDITION	M	e-Berlingo Van 50 kWh 800	800	3.3	2390	0	170	252	JCK91CNESFT0A052	£32,385	£6,477	£38,862	£2,500	£36,362	£36,362	£37,251
	XL	e-Berlingo Van 50 kWh 750	753	3.8	2385	0	168	246	JCK9SCNESFT0A052	£33,240	£6,448	£39,688	£2,500	£37,188	£37,188	£38,277
DRIVER EDITION	M	e-Berlingo Van 50 kWh 800	803	3.3	2410	0	170	252	JCK91CNESFT0PQ52	£33,985	£6,797	£40,782	£2,500	£38,282	£38,282	£39,171
	XL	e-Berlingo Van 50 kWh 750	751	3.8	2400	0	168	246	JCK9SCNESFT0PQ52	£34,840	£6,968	£41,808	£2,500	£39,308	£39,308	£40,197
ENTERPRISE EDITION CREW VAN	XL	e-Berlingo Van 50 kWh 700	721	1.8**	2450	0	166	242	JCK9SLEESFT0A052	£34,680	£6,936	£41,616	£2,500	£39,116	£39,116	£40,005

\*Driver Edition versions benefit from the EXTENSO® seat which provides an additional load length of 1273 mm and increases the load volume by 0.6 m3

\*\* The Government PVG is worked out at 35% of the Base Vehicle Price (incl. VAT) and including any discounts applied up to a maximum of £2500

Legal notice ELECTRIC VEHICLES

The range and electric consumption figures mentioned comply with the WLTP test procedure, on the basis of which new vehicles are type approved from 1 September 2018. They may vary depending on actual conditions of use and on different factors such as : speed, thermal comfort on board the vehicle, driving style and outside temperature. The charging time depends in particular on the power of the charger on board the vehicle, the charging cable and the type and power of the charging station used.



COLOURS



FLAT PAINT

ICY WHITE  
P0PR

STANDARD

● Standard ○ Cost Option



CUMULUS GREY  
M0F4  
○



PLATINUM GREY  
M0VL  
○

£400.00 + V.A.T.



PERLA NERA BLACK  
M09V  
○



PASSION RED  
E0X9  
○




SPECIAL PAINT

ARCTIC STEEL  
E0ZR  
○

£545.00 + V.A.T.

Please note, special paints are not available on Driver Edition versions

INTERIOR TRIM - Curitiba Grey (OAFY)



WHEELS

ENTERPRISE EDITION



15 / 16 inch steel wheel with Black centre cap  
Tyres: 195/65 R15 on 650kg versions  
215/65 R16 on 1000 / 950 / 850 kg versions

DRIVER EDITION



16 inch steel wheel with Twirl wheel trim  
Tyres: 205/60 R16 on 1000 / 950 / 850 / 650 kg versions

OPTIONAL



16 inch 'STARLIT' black alloy wheels  
Available on both Enterprise Edition and Driver Edition versions. Not compatible with Worksite Pack GA03



STANDARD EQUIPMENT BY VERSION

EQUIPMENT	CREW VAN		
	ENTERPRISE EDITION	DRIVER EDITION	ENTERPRISE EDITION
TECHNOLOGY AND ENTERTAINMENT			
8" Colour touchscreen with Citroën Connect DAB radio, Bluetooth® handsfree, and USB socket	•	-	•
8" Colour touchscreen with Citroën Connect Navigation & DAB radio, Bluetooth® handsfree, and USB socket. Includes Real Time Traffic updates (3 years*) & SpeedCam (3 years*)	○	•	○
Subject to subscription at Dealer or on <a href="https://services-store.citroen.co.uk">https://services-store.citroen.co.uk</a>	•	•	•
Citroën Connect Box with Emergency & Assistance system	•	•	•
FREE2MOVE Connect Fleet Telematics subscription – 6 months. Includes Fleet Management, Eco Driving & Geolocation packs. Enabling geolocation of fleets in real time, timestamped tracking and analysis of vehicle downtime, analysis of driving behaviour with ecotrips & mechanical alerts received in real time	•	•	•
COMFORT AND CONVENIENCE			
Air conditioning	•	•	•
Electric power assisted steering with height and reach adjustable steering wheel	•	•	•
Electric front windows with one-touch operation	•	•	•
Rear parking sensors	○	-	○
Rear parking sensors and rear parking camera	○	•	○
Surround Rear Vision: Front and rear parking sensors with side and rear cameras visible via a 5" screen	○	○	○
SAFETY AND SECURITY			
Remote central locking with deadlocking. Selective cab and load area locking via 3-button flip remote control key	•	•	•
Dashboard mounted central locking push button and auto locking above 7mph	•	•	•
Perimetric and volumetric, Thatcham category 1 approved alarm with tilt sensor	•	•	•
Manual parking brake	•	-	•
Automatic electronic parking brake (AVAILABLE AS AN OPTION IN CONJUNCTION WITH EXTENSIO® MODUWORK ON ENTERPRISE EDITION). Standard on e-Berlingo Van versions	○	•	-
Electronic Stability Control and ABS with Hill Start Assist, EBA and EBD	•	•	•
Automatic activation of hazard warning lights on major deceleration	•	•	•
Driver's airbag	•	•	•
Front, lateral and passenger airbags	-	-	•
Rolling code transponder immobiliser (Thatcham approved)	•	•	•
Visible VIN at base of windscreen	•	•	•
Lockable fuel cap (petrol and diesel versions only)	•	•	•
Cruise control with programmable speed limiter	•	•	•
Driver / Passenger seatbelt unfastened warning	•	•	•
LIGHTING AND VISIBILITY			
Two-speed and intermittent front wipers	•	-	•
Automatic windscreen wipers, Magic Wash® and integrated steering wheel audio controls (Standard on EAT8 versions)	○	•	○
Height adjustable halogen headlights with automatic illumination and integrated daytime running lights (DRLs)	•	•	•
Front fog lights (Standard on EAT8)	○	•	○
High level third brake light	•	•	•
Electrically adjustable door mirrors with temperature sensor	•	-	•
Manually folding door mirrors	•	-	•
Electrically adjustable and folding door mirrors with temperature sensor	○	•	○
DOORS AND WINDOWS			
Nearside side sliding door	•	•	•
Twin sliding side doors (STANDARD ON XL AND CREW ONLY)	•	•	•
Unglazed asymmetric rear doors, opening to 180 degrees	•	•	•
SEATING			
4 way adjustable drivers seat with adjustable headrest	•	-	-
6 way adjustable drivers seat with adjustable headrest: Includes lumbar adjustment and under seat storage (CAN ONLY BE ORDERED AS PART OF A PACK - SEE OPTION PACKS)	○	•	•
Single passenger seat	•	-	•
EXTENSIO® modular folding passenger bench seat with pivoting writing table, storage under central seat, load through hatch in bulkhead and load protection cover	○	•	-
Overhead storage shelf in cabin	•	•	•
Front door pockets with 1.5l bottle holders	•	•	•
Cup holders for driver and passenger on either side of the dashboard	•	•	•
TopBox storage compartment. Large enough to accommodate a 15" laptop or A4 format files	•	•	•
12 volt socket in dashboard	•	•	•
Hard plastic floor protection in cabin (NOT AVAILABLE ON e-BERLINGO VERSIONS)	•	•	•
Carpet floor in cabin (ON e-BERLINGO VERSIONS ONLY)	•	•	•
Full bulkhead compliant with ISO27956	•	•	-
6 floor-mounted load securing rings	•	•	-
Hard plastic floor protection in load area	-	-	•
WHEELS, TYRES AND EXTERIOR STYLE			
Tyre pressure monitor	•	•	•
15 inch steel wheels with hubcap (650 KG ENTERPRISE EDITION VERSIONS ONLY)	•	-	-
16 inch steel wheels with hubcap	•	-	•
16 inch steel wheels with 'Twint' wheel cover	-	•	-
16 inch 'Starline' black alloy wheels	○	○	○
Puncture repair kit	•	•	•
Full size steel spare wheel	○	○	○
Side rubbing strips	•	•	•
Lock Pack: Body colour rear bumper and side rubbing strips	-	•	-
INSTRUMENTS			
Rev counter with maintenance and gear efficiency (GE) indicators (petrol and diesel versions only)	•	•	•
Multi-function on-board trip computer	•	•	•
Door opening warning and audible lights-on warning	•	•	•
ELECTRIC VEHICLE SPECIFIC			
Mode 3 charging cable with Type 2 connectors (6 meters) - for accelerated charging from wall boxes and dedicated public charging points	•	•	•
7.4kW single-phase onboard charger	•	•	•
Remote temperature pre-conditioning (requires e-Remote Control service subscription - free of charge)	•	•	•
AVAS: Acoustic Vehicle Alerting System. Generates a sound when travelling at low speed, audible outside the vehicle for pedestrian safety	•	•	•

• STANDARD ○ COST OPTION - NOT AVAILABLE

OPTIONAL EQUIPMENT BY VERSION

EQUIPMENT	COMMENTS	OPTION CODE	PANEL VAN		CREW VAN
			ENTERPRISE EDITION	DRIVER EDITION	ENTERPRISE EDITION
SAFETY AND SECURITY					
Front passenger's airbag	Incompatible with YD01	NN01	£200.00	£200.00	-
<b>SAFETY PACK:</b> Active Lane Departure Assist, Active Safety Brake and Distance Alert System, Speed Limit Recognition and Recommendation, Extended Traffic Sign Recognition and Recommendation, Smart Beam Headlights, Driver Attention Assist and Front Fog Lights		ZV79	£670.00	£670.00	-
<b>VISIBILITY PACK</b> - Automatic windscreen wipers, Magic Wash® and integrated steering wheel audio controls, Electric Heated and Folding Mirrors, Fog lights	<b>Not available on Diesel EAT8 versions</b>	J657	£270.00	●	£270.00
SEATING, COMFORT AND CONVENIENCE					
EXTENSO® modular folding dual passenger bench seat with pivoting writing table, driver's lumbar adjustment, storage under central seat, electric parking brake		ME08	£450.00	●	-
Keyless entry and start	Includes NN01 (Passenger airbag)	YD01	-	£500.00	-
Rear parking sensors	Incompatible with N201 / AO01 / ED17	UB01	£200.00	●	£200.00
Rear, Lateral and Front Parking Sensors, Blind Spot Detection, Electric Folding Mirrors and Fog Lights	Incompatible with N201	AO01	£600.00	£600.00	-
Rear view camera with rear parking sensors	Incompatible with PB04 / AO01 / N201	UB09	£300.00	●	£300.00
Surround Rear Vision: Front and rear parking sensors with passenger side and rear cameras providing tri-function visibility via a 5" screen. Also brings in Automatic Wipers, electric folding mirrors and Front Fog Lights	Incompatible with PB04 / AO01	N201	£650.00	£650.00	-
<b>COMFORT PACK</b> Visibility pack, Chrome interior door handles, Reinforced acoustic pack, 6 way adjustable drivers seat with adjustable headrest: Includes lumbar adjustment and under seat storage, Closed passenger glovebox, Leather steering wheel		J6BE	£450.00	-	-
TECHNOLOGY AND ENTERTAINMENT					
8" Colour touchscreen with Citroën Connect Navigation & DAB radio, Bluetooth® handsfree, and USB socket.	Includes Real Time	WL2K	£450.00	●	£450.00
Traffic updates (3 years*) & SpeedCam (3 years*) *Subject to subscription at Dealer or on https://services-store.citroen.co.uk					
DOORS AND WINDOWS					
Glazed asymmetric rear doors, opening to 180 degrees. Window in larger door is heated and includes a windscreen wiper		PB04	£230.00	£230.00	£230.00
Offside sliding side loading door	Standard on XL versions	PC19	£275.00	£275.00	●
LOAD CARRYING					
Glazed window in full bulkhead		PX35	£60.00	£60.00	-
<b>CARGO PACK</b> Stowage hooks, LED reinforced lighting, 12V socket in loading area, 220V plug socket, Plastic floor covering cargo area, Passenger bench with writing table, 6 way adjustable drivers seat with adjustable headrest: Includes lumbar adjustment and under seat storage, Electric parking brake.		J683	£650.00	-	-
WHEELS, TYRES AND DRIVING CHARACTERISTICS					
Spare wheel	Incompatible with GA03	LV00	£105.00	£105.00	£105.00
16" 'Starlit' Black Alloy wheels		DZSC	£300.00	£300.00	-
<b>WORKSITE PACK:</b> Grip Control with Hill Descent Assist, Michelin Latitude Tour Mud and Snow tyres, increased ground clearance, underbody protection plate and full sized spare wheel	Includes 16 inch wheels with full wheel covers	GA03	£500.00	£500.00	£500.00
CONVERTER EQUIPMENT					
Upgraded battery and alternator with Conversion interface box (L3 760 battery, class 15 alternator 150 Amp)		BQ01	£150.00	£150.00	£150.00
ELECTRIC VEHICLE SPECIFIC					
11 kW three-phase onboard charger - offers faster charging only where three-phase power is available. <b>This option is not recommended unless you intend to charge your New ë-Berlingo Van primarily from a source connected to three-phase power (unlikely if a home charge point). Using this charger in conjunction with a single-phase power source may actually charge your vehicle more slowly than the standard 7.4 kW single-phase onboard charger.</b>		LZ04	£350.00	£350.00	£350.00
EXTERIOR STYLE					
Metallic Paint		OMM0	£400.00	£400.00	£400.00
Special paint	Not available on Driver Edition	OME0	£545.00	-	£545.00
		● Standard - Not available ALL PRICES ARE SUBJECT TO VAT			

**Citroën Connected Services**  
Vehicles equipped with the Citroën Connect box, have an embedded SIM card. So as well as the safety features of this system, a range of other 'connected services' which require data transmission, can be offered on a subscription basis. \*Additional terms & conditions apply to connected services, including customer acceptance of location sharing prior to activation. ^Subject to subscription - after you have taken delivery of your vehicle, please subscribe on: <https://services-store.citroen.co.uk/>  
• Telemaintenance: proactive monitoring of your vehicle & contact when something needs attention  
• Real Time Traffic & Speedcam Package\*\* : live data to enhance the Citroën Connect Nav system  
Service availability depends on the hardware on each vehicle. To see if your vehicle is eligible for any services and subscribe, log in or create an account on <https://services-store.Citroën.co.uk/>

**\*\*SpeedCam package**  
The SpeedCam package helps you identify situations which require increased attention by sending you both audible and visual alerts (subject to settings). Within the UK the service highlights different types of speed cameras, and red light cameras, as well as accident blackspots. While the service is operational across most of Europe, it adapts as necessary when travelling in different countries to ensure the local laws with respect to Speed Camera identification are followed.  
This option can be added to your Citroën Connect Nav subscription at any time. Please visit <https://services-store.citroen.co.uk/> to subscribe

ICE ENGINE INFORMATION

	PureTech 110 S&S		BlueHDi 100 S&S		BlueHDi 130 S&S Auto
ENGINE					
Capacity (cc)	1199		1499		
Cylinders / Valves	3/12		4/ 16		
Max power CEE (kW (hp)/rpm)	81 (110) / 5500		75 (102) / 3750		96 (131) / 3750
Max torque CEE (Nm (lb/ft)/rpm)	205 (151) / 1750		250 (184) / 1750		300 (221) / 1750
Bore and stroke (mm)	75 x 90.5		75 x 84.8		75 x 84.8
Fuel system	Petrol - Turbocharged direct injection		Diesel - High pressure turbo-charged direct injection		
Euro status	Euro 6.4		Euro 6.4		Euro 6.4
Stop & Start system	●		●		●
TRANSMISSION					
Gearbox	Manual		Manual		Automatic
Number of gears	6		6		8
Driven wheels	Front		Front		
PERFORMANCE (All figures driver alone)					
Max speed (mph)	108		102		114
FUEL TANK CAPACITY Litres (gallons)	60 (13.20)		53 (11.66)		
ADBLUE TANK CAPACITY Litres (gallons)	N/A		17 (3.74)		
BRAKES Front/ Rear	283mm Ventilated front discs / 268mm Solid rear discs				

ELECTRIC MOTOR INFORMATION

	50 kWh Battery
MOTOR	
Battery	Lithium-ion 50 kWh
WLTP Range (Combined - City)	Up to 167 - 257 miles
Torque Nm	260 / 3674
Max power CEE (kW (hp)/rpm)	100 (136) / 5500
CHARGING TIMES	
8A Domestic electrical plug (1.8kW)	31h
Single Phase Wallbox (7.4kW)	7h 30m
Three Phase Wallbox (11kW)	5h
Rapid (DC) Charging (100 kW) 0-80%	30m
TRANSMISSION	
Gearbox	Automatic
PERFORMANCE (all figures driver alone)	
Max speed (mph)	84

Legal notice ELECTRIC VEHICLES:

[1] The range and electric consumption figures mentioned comply with the WLTP test procedure, on the basis of which new vehicles are type approved from 1st September 2018.

They may vary depending on actual conditions of use and on different factors including (but not limited to):

- speed
- thermal comfort on board the vehicle
- driving style
- outside temperature.

The charging time depends in particular on the power of the charger on board the vehicle, the charging cable and the type and power of the charging station used.

7. CO<sub>2</sub> AND FUEL ECONOMY

		ECONOMY Litres/100km					ECONOMY MPG					WLTP CO <sub>2</sub> EMISSIONS (g/km)*
		Low	Medium	High	Extra-high	Combined	Low	Medium	High	Extra-high	Combined	
ENTERPRISE EDITION												
M	PureTech 110 S&S 6-speed manual 1000	7.4 - 8.3	5.9 - 7.2	5.3 - 6.6	6.9 - 8.3	6.3 - 7.6	33.9 - 38.4	39.3 - 47.9	42.9 - 53.0	33.9 - 40.8	37.3 - 45.0	171-157
M	BlueHDi 100 S&S 6-speed manual 650	5.1 - 6.3	4.5 - 5.6	4.3 - 5.2	5.9 - 6.7	5.0 - 5.9	45.1 - 55.1	50.6 - 63.4	54.8 - 65.6	42.1 - 48.2	47.5 - 56.5	156-143
M	BlueHDi 100 S&S 6-speed manual 1000	5.1 - 6.3	4.5 - 5.6	4.3 - 5.2	5.9 - 6.7	5.0 - 5.9	45.1 - 55.1	50.6 - 63.4	54.8 - 65.6	42.1 - 48.2	47.5 - 56.5	156-143
M	BlueHDi 130 S&S EAT8 Auto 1000	5.8 - 6.6	4.9 - 6.0	4.5 - 5.5	5.8 - 7.0	5.2 - 6.3	42.6 - 48.6	47.2 - 58.1	51.5 - 63.2	40.6 - 48.6	45.1 - 54.3	164-156
XL	BlueHDi 100 S&S 6-speed manual 950	5.1 - 6.3	4.5 - 5.6	4.3 - 5.2	5.9 - 6.7	5.0 - 5.9	45.1 - 55.1	50.6 - 63.4	54.8 - 65.6	42.1 - 48.2	47.5 - 56.5	156-149
XL	BlueHDi 130 S&S EAT8 Auto 950	5.8 - 6.6	4.9 - 6.0	4.5 - 5.5	5.8 - 7.0	5.2 - 6.3	42.6 - 48.6	47.2 - 58.1	51.5 - 63.2	40.6 - 48.6	45.1 - 54.3	164-158
DRIVER EDITION												
M	BlueHDi 100 S&S 6-speed manual 650	5.1 - 6.3	4.5 - 5.6	4.3 - 5.2	5.9 - 6.7	5.0 - 5.9	45.1 - 55.1	50.6 - 63.4	54.8 - 65.6	42.1 - 48.2	47.5 - 56.5	156-144
M	BlueHDi 100 S&S 6-speed manual 1000	5.1 - 6.3	4.5 - 5.6	4.3 - 5.2	5.9 - 6.7	5.0 - 5.9	45.1 - 55.1	50.6 - 63.4	54.8 - 65.6	42.1 - 48.2	47.5 - 56.5	156-148
M	BlueHDi 130 S&S EAT8 Auto 1000	5.8 - 6.6	4.9 - 6.0	4.5 - 5.5	5.8 - 7.0	5.2 - 6.3	42.6 - 48.6	47.2 - 58.1	51.5 - 63.2	40.6 - 48.6	45.1 - 54.3	164-156
XL	BlueHDi 100 S&S 6-speed manual 950	5.1 - 6.3	4.5 - 5.6	4.3 - 5.2	5.9 - 6.7	5.0 - 5.9	45.1 - 55.1	50.6 - 63.4	54.8 - 65.6	42.1 - 48.2	47.5 - 56.5	156-149
XL	BlueHDi 130 S&S EAT8 Auto 950	5.8 - 6.6	4.9 - 6.0	4.5 - 5.5	5.8 - 7.0	5.2 - 6.3	42.6 - 48.6	47.2 - 58.1	51.5 - 63.2	40.6 - 48.6	45.1 - 54.3	164-158
ENTERPRISE EDITION CREW VAN												
XL	BlueHDi 100 S&S 6-speed manual 850	5.1 - 6.3	4.5 - 5.6	4.3 - 5.2	5.9 - 6.7	5.0 - 5.9	45.1 - 55.1	50.6 - 63.4	54.8 - 65.6	42.1 - 48.2	47.5 - 56.5	156-150

\*WLTP figures shown are for comparison purposes and should only be compared to the fuel consumption and CO2 values of other vans tested to the same technical standard. The fuel consumption achieved, and CO2 produced, in real world conditions will depend upon a number of factors including, but not limited to: the accessories fitted (pre and post registration); variations in weather; driving styles and vehicle load. The WLTP (Worldwide Harmonised Light Vehicles Test Procedure) is used to measure fuel consumption and CO2 figures. The CO2 figures display a range to reflect the highest value for the highest emitting version with all available options added, through to a minimum value to represent the lowest emitting version in standard specification.



7. WEIGHTS AND LOADS OF YOUR BERLINGO VAN

		Gross Vehicle Weight (GVW)	Kerb weight (1)	Mass in Service	Maximum indicative payload (2)	Max plated front axle (3)	Max plated rear axle (3)	Gross Train Weight (GTW)	Max. braked towing weight (4)	Max. unbraked towing weight	Max. towball weight			Turning Circle between kerbs (m)
ENTERPRISE EDITION														
M	PureTech 110 S&S 6-speed manual 1000	2310	1300	1479	1010	1200	1400	3210	900	680	74		10.82	
M	BlueHDi 100 S&S 6-speed manual 650	2020	1362	1552	658	1200	1075	3520	1500	710	74		10.82	
M	BlueHDi 100 S&S 6-speed manual 1000	2370	1383	1570	987	1200	1400	3570	1200	720	74		10.82	
M	BlueHDi 130 S&S EAT8 Auto 1000	2385	1401	1590	984	1200	1400	3385	1000	720	74		10.82	
M	e-Berlingo Van 50 kWh 800	2390	1590	1756	800	1200	1400	3140	750	750	50		10.82	
XL	BlueHDi 100 S&S 6-speed manual 950	2380	1426	1597	954	1200	1400	3580	1200	750	74		11.43	
XL	BlueHDi 130 S&S EAT8 Auto 950	2400	1447	1618	953	1200	1400	3400	1000	750	74		11.43	
XL	e-Berlingo Van 50 kWh 750	2385	1632	1802	753	1200	1400	3135	750	750	50		11.43	
DRIVER EDITION														
M	BlueHDi 100 S&S 6-speed manual 650	2040	1398	1584	642	1200	1075	3540	1500	730	74		10.82	
M	BlueHDi 100 S&S 6-speed manual 1000	2390	1404	1590	986	1200	1400	3590	1200	730	74		10.82	
M	BlueHDi 130 S&S EAT8 Auto 1000	2400	1418	1603	982	1200	1400	3400	1000	720	74		10.82	
M	e-Berlingo Van 50 kWh 800	2410	1607	1772	803	1200	1400	3160	750	750	50		10.82	
XL	BlueHDi 100 S&S 6-speed manual 950	2400	1426	1597	974	1200	1400	3600	1200	750	74		11.43	
XL	BlueHDi 130 S&S EAT8 Auto 950	2400	1473	1640	927	1200	1400	3400	1000	750	74		11.43	
XL	e-Berlingo Van 50 kWh 750	2400	1649	1818	751	1200	1400	3150	750	750	50		11.43	
ENTERPRISE EDITION CREW VAN														
XL	BlueHDi 100 S&S 6-speed manual 850	2350	1507	1640	843	1200	1400	3600	1250	750	74		11.43	
XL	e-Berlingo Van 50 kWh 700	2450	1729	1848	721	1200	1400	3200	750	750	50		11.43	

(1) Without driver. Kerb weight is calculated for a European base specification vehicle including oil, water, lubricants, tools, spare wheel and 90% full fuel tank. Weights may change with the addition of equipment.

(2) Maximum indicative payload is calculated as the difference between GVW and kerb weight. However, due to manufacturing tolerances and differences in the specification of UK vehicles, the mass in service figure provides a closer indication of the vehicle weight and therefore enables a more realistic payload to be calculated. An individual vehicle must be weighed to establish the exact kerb weight and payload applicable to that vehicle. It is the responsibility of the driver to ensure the vehicle is operated within the legal limits

(3) Within limits of GVW.

(4) Maximum recommended towing weight within limits of GTW.



KEY DIMENSIONS OF YOUR BERLINGO VAN

EXTERIOR DIMENSIONS

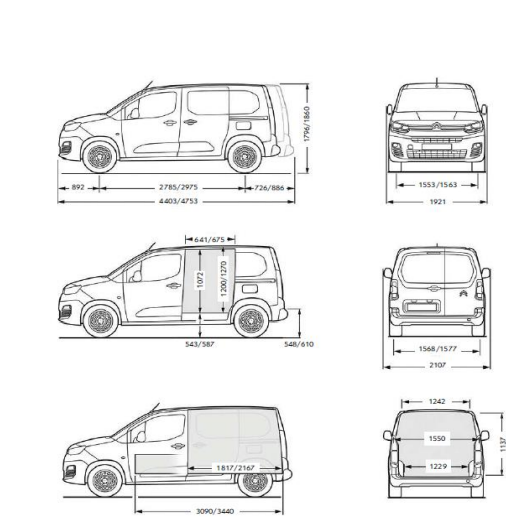
PANEL VAN & CREW VAN		
(mm)	M	XL
Wheelbase	2785	2975
Overall length	4403	4753
Overall height	1840	1849
Width (excluding door mirrors)	1848	
Width (including door mirrors)	2107	
Front overhang	892	
Rear overhang	726	886

INTERIOR DIMENSIONS - PANEL VAN

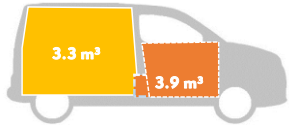
	M	XL
Load length at floor (without EXTENSO® seat folded if applicable)*	1817	2167
Load length at floor (with EXTENSO® seat folded if applicable)*	3090	3440
Load width between wheel arches	1229	
Max. load width	1550	
Max. load height	1236	1243
Load volume m3 (without EXTENSO® seat folded if applicable)	3.3	3.8
Load volume m3 (with EXTENSO® seat folded if applicable)	3.9	4.4
Rear sill load height min to max	548-586	571-610

Note: Measurements quoted are based on a non ply van delivered from the factory

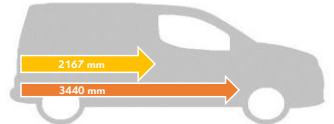
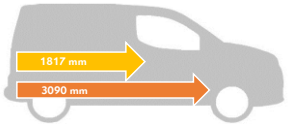
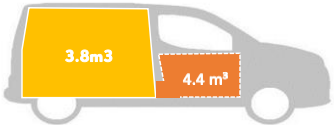
\*Load length at floor along centre is impacted by rear door locking mechanism (by approximately 60mm)



M



XL



without EXTENSO®

with EXTENSO®

DIMENSIONS OF DOORS

PANEL VAN & CREW VAN	
	(mm)
Min. width of side sliding door	641
Max. width of side sliding door	675
Max. load height of side sliding door	1072
Max. width of rear opening	1241
Load width at floor of rear opening	1241
Load width at top of rear opening	1087
Maximum load height of rear opening	1196

INTERIOR DIMENSIONS - CREW VAN

	(mm)
Load length at floor (without rear seats or passenger seat folded)	1450
Load length at floor to bulkhead (with rear seats folded and bulkhead in forward position)	2000
Load length at floor to front of cab (rear seats & passenger seat folded and load-through bulkhead open)	3050
Load width between wheel arches	1229
Max. load width	1550
Max. load height	1243
Load volume m3 (without rear seats or passenger seat folded)	1.8
Load volume m3 (rear seats folded & bulkhead in forward position)	3.5
Load volume m3 (rear seats & passenger seat folded and load-through bulkhead open)	4.0
Rear sill load height min to max	571-610

ROW 2 IN PLACE



ROW 2 FOLDED



ROW 2 / FRONT PASSENGER SEAT FOLDED AND BARRIER OPEN



LATERAL SEAT FOLDED AND BARRIER OPENED



FURTHER INFORMATION

MANUFACTURER'S RECOMMENDED RETAIL PRICE ON THE ROAD

BERLINGO VAN ON THE ROAD COSTS	
DELIVERY TO DEALER & NUMBER PLATES	£695.00
VAT*	£139.00
VEHICLE EXCISE DUTY	£290.00
FIRST REGISTRATION FEE	£55.00
TOTAL OTR COSTS	£1,179.00

ë-BERLINGO VAN ON THE ROAD COSTS	
	£695.00
	£139.00
	£0.00
	£55.00
	£889.00

\*VAT is calculated at 20%. VAT is not applicable to cars and vans sold in the Channel Islands

CITROËN WARRANTY

All vehicles first registered in the UK / Channel Islands and purchased from a UK / Channel Islands Citroën Dealer benefit from a Citroën 2 - Year unlimited mileage manufacturer’s warranty and a free optional additional 1 year of warranty provided by the Citroën Dealer Network in the UK/Channel Islands. This additional warranty carries a mileage limit of 100,000 miles from date of first registration and is dependent upon the manufacturer’s recommended servicing being carried out at the specified time or distance intervals.

[The ë-Berlingo van offers a manufacturer’s battery warranty of eight years/100,000 miles up to 70% charging capacity.](#)

For full terms and conditions, please consult your Citroën Dealer in the UK/Channel Islands.

CITROËN ASSISTANCE

Citroën Assistance brings rapid, expert roadside assistance to you in an emergency, it is free of charge for 12 months from date of vehicle registration accessible by a free phone call in the UK and covers ths vehicle anywhere in the UK or Europe.

[ë-Berlingo van comes with a free of charge 8 year or 100,000 miles \(whichever occurs first\) Citroën Assistance starting from the date of registration.](#)

Services include nationwide recovery for both car and passengers, a home call service, replacement vehicle, hotel accommodation and vehicle storage if required.

Citroën Assistance applies to incidents covered by the new vehicle warranty, and excludes non-vehicle faults, such as running out fuel or mis-fuelling, instances where keys have been locked inside the vehicle or lost/stolen, road traffic accidents and punctures/wheel changes.

You can also purchase additional Citroën Assistance via your local Citroën dealer at any time.

CITROËN FINANCIAL SERVICES

PSA Finance and Free2Move Lease have a number of financial products designed to help you afford the new Citroën of your choice. Their finance plans combine all the know how of a company that has an extensive knowledge of the car and van market with a financial service you can trust. Tell your Citroën dealer what you want and let them do the rest; what’s more, it will be as suited to your needs as your new Citroën vehicle. Just ask for a free, no obligation quote. Written quotations are available on request from PSA Finance UK Ltd, 61 London Road, Redhill RH11 1QA. Finance is subject to status. Over 18’s only, a guarantee may be required.

FREE2MOVE CONNECT FLEET

All Berlingo Vans orders will include a FREE 6 month trial of the Free2Move Connect Fleet PACK 3 – GEOLOCATION telematics services.

The trial covers all 3 of the packs shown below and is an online fleet management platform. With real-time data provided by on-board vehicle telematics, your customers will have an optimised solution for monitoring their fleets

The embedded hardware is already fitted to all new Berlingo Vans as standard specification. It is simply switched on over-the-air when customers activate the FREE 6 month ‘PACK 3 – GEOLOCATION’ trial for the Connect Fleet platform

Pack 1 - Fleet Management

Pack 2 - Eco driving

Pack 3 - Geolocation

CITROËN SERVICING

Available up to one year from your vehicle’s registration date, but before its first chargeable service, a Citroën Servicing package enables you to pay in advance for:

- Scheduled Servicing^
- Annual Service(s)^ for vehicles with a two year service plan
- Brake Fluid Replacement^

This package can be personalised depending on your needs, with options ranging from 12 to 60 months and 10,000 to 100,000 miles.

TERMS AND CONDITIONS

All information and prices correct at time of publication, but are subject to change at any time without prior notice (which may occur as a result of matters including, but not limited to, any changes in legislation and/or any changes by the government).

It is our policy to continually improve our vehicles in every way and we reserve the right to modify our vehicles’ price, specification (including colour), equipment, accessories and characteristics or to discontinue any model, without notice, at any time. To avoid any misunderstandings you are advised to check with your Citroën dealer the specification (including colour), equipment accessories and equipment relating to any Citroën vehicle and the exact cost and availability prior to ordering. Where a feature is described as an option in this publication it should be assumed that it is at extra cost unless specifically stated otherwise. Issued by Sales and Marketing, Citroën UK Ltd, Pinley House, 2 Sunbeam Way, Coventry CV3 1ND.

Where a feature is described as an option in this publication it should be assumed that it is at extra cost unless specifically stated otherwise.

Issued by Sales and Marketing, Citroën UK Ltd, Pinley House, 2 Sunbeam Way, Coventry CV3 1ND.

For further information call Citroën Fleet Connect on 02477 714133 or visit our website at [www.citroen.co.uk](http://www.citroen.co.uk).



**CITROËN BERLINGO VAN**



# CITROËN BERLINGO VAN

Models produced from 01 January 2023

## Prices

Citroën Berlingo Van is your modern, sturdy and versatile business partner available in 2 body lengths.

The standard length M offers up to 3.3m<sup>3</sup> load space, or you can increase capacity with the XL and up to 3.8m<sup>3</sup>. But your options don't end there...



Trim	Length	ICE	Maximum indicative payload (kg)	Load space (m³)*	Gross Vehicle Weight (kg)	WLTP CO₂ g/km**	Basic MRRP†
Enterprise Edition	M	PureTech 100 S&S 6-speed manual 1000	1010	3.3	2310	157	£19,320
	M	BlueHDi 100 S&S 6-speed manual 650	658	3.3	2020	143	£19,905
	M	BlueHDi 100 S&S 6-speed manual 1000	987	3.3	2370	148	£20,220
	M	BlueHDi 130 S&S EAT8 Auto 1000	984	3.3	2385	156	£22,380
	XL	BlueHDi 100 S&S 6-speed manual 950	954	3.8	2380	149	£21,075
	XL	BlueHDi 130 S&S EAT8 Auto 950	953	3.8	2400	158	£23,235

Driver Edition	M	Blue HDi 100 S&S 6-speed manual 650	642	3.3	2040	144	£21,505
	M	BlueHDi 100 S&S 6-speed manual 1000	986	3.3	2390	148	£21,820
	M	BlueHDi 130 S&S EAT8 Auto 1000	982	3.3	2400	156	£23,980
	XL	BlueHDi 100 S&S 6-speed manual 950	974	3.8	2400	149	£22,675
	XL	BlueHDi 130 S&S EAT8 Auto 950	927	3.8	2400	158	£24,835

Enterprise Edition Crew Van	XL	Blue HDi 100 6-speed manual 850	843	1.8**	2350	150	£22,515
-----------------------------	----	---------------------------------	-----	-------	------	-----	---------



All information and prices correct at time of publication, but are subject to change at any time without prior notice (which may occur as a result of matters including, but not limited to, any changes in legislation and/or any changes by the government). Please see our Prices and Specifications brochures or contact your local Citroën Dealership for the most up-to-date prices and specification details for all models. CO<sub>2</sub> figures above are for a standard vehicle without any additional optional equipment. The addition of optional extras could increase the certified CO<sub>2</sub> emission output.

\* Driver Edition versions benefit from the EXTENSO® seat which provides an additional load length of 1273 mm and increases the load volume by 0.6 m<sup>3</sup>.  
\*\* Crew Van dimensions are based upon figures with the 2nd row seats in place. For information on dimensions with 2nd row seats folded, and 2nd row seats folded with EXTENSO® seat, please refer to Berlingo Dimensions page.

\*\*\*WLTP figures shown are for comparison purposes and should only be compared to the fuel consumption and CO<sub>2</sub> values of other vans tested to the same technical standard. The fuel consumption achieved, and CO<sub>2</sub> produced, in real world conditions will depend upon a number of factors including, but not limited to: the accessories fitted (pre and post registration); variations in weather; driving styles and vehicle load. The WLTP (Worldwide Harmonised Light Vehicles Test Procedure) is used to measure fuel consumption and CO<sub>2</sub> figures.

† All Manufacturer's Recommended Basic Prices are exclusive of V.A.T., Delivery to Dealer and Number Plates, Government First Registration Fee and Vehicle Excise Duty.

# CITROËN ë-BERLINGO VAN

Models produced from 01 January 2023

## Prices

New Citroën ë-Berlingo Van is the ideal solution for businesses looking to transition to 100% electric mobility.

Travel in unprecedented comfort and benefit from lower running and servicing costs.

Trim	Length	ELECTRIC	Maximum indicative payload (kg)	Load space (m³)*	Gross Vehicle Weight (kg)	WLTP CO₂ g/km***	Basic MRRP†	Government grant^	Basic price after PiVG
Enterprise Edition	M	ë-Berlingo Van 50 kWh 800	800	3.3	2390	0	£32,385	£2,500	£29,885
	XL	ë-Berlingo Van 50 kWh 750	753	3.8	2385	0	£33,240	£2,500	£30,740
Driver Edition	M	ë-Berlingo Van 50 kWh 800	803	3.3	2410	0	£33,985	£2,500	£31,485
	XL	ë-Berlingo Van 50 kWh 750	751	3.8	2400	0	£34,840	£2,500	£32,340
Enterprise Edition Crew Van	XL	ë-Berlingo Van 50 kWh 700	721	1.8**	2450	0	£34,680	£2,500	£32,180



All information and prices correct at time of publication, but are subject to change at any time without prior notice (which may occur as a result of matters including, but not limited to, any changes in legislation and/or any changes by the government). Please see our Prices and Specifications brochures or contact your local Citroën Dealership for the most up-to-date prices and specification details for all models. CO₂ figures above are for a standard vehicle without any additional optional equipment. The addition of optional extras could increase the certified CO₂ emission output.

Legal notice ELECTRIC VEHICLES:

The range and electric consumption figures mentioned comply with the WLTP test procedure, on the basis of which new vehicles are type approved from 1 September 2018. They may vary depending on actual conditions of use and on different factors such as: speed, thermal comfort on board the vehicle, driving style and outside temperature. The charging time depends in particular on the power of the charger on board the vehicle, the charging cable and the type and power of the charging station used.

\* Driver Edition versions benefit from the EXTENSO® seat which provides an additional load length of 1273 mm and increases the load volume by 0.6 m³.  
\*\* Crew Van dimensions are based upon figures with the 2nd row seats in place. For information on dimensions with 2nd row seats folded, and 2nd row seats folded with EXTENSO® seat, please refer to Berlingo Dimensions page.

\*\*\*WLTP figures shown are for comparison purposes and should only be compared to the fuel consumption and CO₂ values of other vans tested to the same technical standard. The fuel consumption achieved, and CO₂ produced, in real world conditions will depend upon a number of factors including, but not limited to: the accessories fitted (pre and post registration); variations in weather; driving styles and vehicle load. The WLTP (Worldwide Harmonised Light Vehicles Test Procedure) is used to measure fuel consumption and CO₂ figures.

† All Manufacturer's Recommended Basic Prices are exclusive of V.A.T., Delivery to Dealer and Number Plates, Government First Registration Fee and Vehicle Excise Duty.  
^ The Government PiVG is worked out at 35% of the Base Vehicle Price (incl. VAT) and including any discounts applied up to a maximum of £2,500.

# CITROËN BERLINGO & Ë-BERLINGO VAN

Models produced from 01 January 2023. All Manufacturer’s Recommended Basic Prices are exclusive of VAT.

## Options

• Standard equipment

\* Additional terms & conditions apply to connected services, including customer acceptance of location sharing prior to activation. Subject to subscription - after you have taken delivery of your vehicle, please subscribe on: <https://services-store.citroen.co.uk/>

	Enterprise Edition	Panel Van Driver Edition	Crew Van Enterprise Edition
Safety and security			
Front passenger's airbag	£200 <sup>1</sup>	£200 <sup>1</sup>	
Safety Pack: Active Lane Departure Warning, Speed Limit Recognition and Recommendation, Active Safety Brake and Distance Alert System	£670	£670	
Visibility Pack: Automatic windscreen wipers, Magic Wash® and integrated steering wheel controls, Electric Heated and Folding Mirrors, Fog lights	£270 <sup>2</sup>	•	£270 <sup>2</sup>

Seating, comfort and convenience			
EXTENSO® modular folding dual passenger bench seat with pivoting writing table, driver's lumbar adjustment, storage under central seat, electric parking brake	£450	•	
Keyless entry and start		£500 <sup>3</sup>	
Rear parking sensors	£200 <sup>4</sup>	•	£200 <sup>4</sup>
Rear, Lateral and Front Parking Sensors, Blind Spot Detection, Electric Folding Mirrors and Fog Lights	£600 <sup>5</sup>	£600 <sup>5</sup>	
Rear view camera with rear parking sensors	£300 <sup>6</sup>	•	£300 <sup>6</sup>
Surround Rear Vision: Front and rear parking sensors with passenger side and rear cameras providing tri-function visibility via a 5" screen. Also brings in Automatic Wipers, electric folding mirrors and Front Fog Lights	£650 <sup>7</sup>	£650 <sup>7</sup>	
Comfort Pack: Visibility pack, Chrome interior door handles, Reinforced acoustic pack, 6 way adjustable drivers seat with adjustable headrest; Includes lumbar adjustment and under seat storage, Closed passenger glovebox, Leather steering wheel	£450		

Technology and entertainment			
8" Colour touchscreen with Citroën Connect Navigation & DAB radio, Bluetooth® handsfree, and USB socket includes Real Time Traffic updates (3 years*) & SpeedCam (3 years) <small>*Subject to subscription at Dealer or on <a href="https://services-store.citroen.co.uk">https://services-store.citroen.co.uk</a></small>	£450	•	£450

	Enterprise Edition	Panel Van Driver Edition	Crew Van Enterprise Edition
Doors & windows			
Glazed asymmetric rear doors, opening to 180 degrees. Window in larger door is heated and includes a windscreen wiper	£230	£230	£230
Offside sliding side loading door	£275 <sup>8</sup>	£275 <sup>8</sup>	•

Load carrying			
Glazed window in full bulkhead	£60	£60	
Cargo Pack: Stowage hooks, LED reinforced lighting, 12V socket in loading area, 220V plug socket, Plastic floor covering cargo area, Passenger bench with writing table, 6 way adjustable drivers seat with adjustable headrest: Includes lumbar adjustment and under seat storage, Electric parking brake	£650		

Wheels, tyres & driving characteristics			
Spare wheel	£105 <sup>9</sup>	£105 <sup>9</sup>	£105 <sup>9</sup>
16" 'Starlit' Black Alloy wheels	£300	£300	
Worksite Pack: Grip Control with Hill Descent Assist, Michelin Latitude Tour Mud and Snow tyres, increased ground clearance and underbody protection plate	£500 <sup>10</sup>	£500 <sup>10</sup>	£500 <sup>10</sup>

Converter equipment			
Upgraded battery and alternator with Conversion interface box (L3 760 battery, class 15 alternator 150 Amp)	£150	£150	£150

Electric vehicle specific			
11 kW three-phase onboard charger - offers faster charging only where three-phase power is available <sup>11</sup>	£350	£350	£350

Exterior style			
Metallic Paint	£400	£400	£400
Special paint	£545		£545

1 Incompatible with keyless entry and start.

2 Not available on EAT8 versions.

3 Includes front passenger's airbag.

4 Incompatible with Rear, Lateral and Front Parking Sensors, Blind Spot Detection, Electric Folding Mirrors and Fog Lights option and Surround Rear Vision.

5 Incompatible with Surround Rear Vision.

6 Incompatible with Glazed asymmetric rear doors, Rear, Lateral and Front Parking Sensors, Blind Spot Detection, Electric Folding Mirrors and Fog Lights option and Surround Rear Vision.

7 Incompatible with Glazed asymmetric rear doors and Rear, Lateral and Front Parking Sensors, Blind Spot Detection, Electric Folding Mirrors and Fog Lights option.

8 Standard on XL versions.

9 Incompatible with Worksite Pack.

10 Includes 16 inch wheels with full wheel covers.

11 11 kW three-phase onboard charger option is not recommended unless you intend to charge your New ë-Berlingo Van primarily from a source connected to three-phase power (unlikely if a home charge point). Using this charger in conjunction with a single-phase power source will actually charge your vehicle more slowly than the standard 7.4 kW single-phase onboard charger

Citroën Connected Services

Vehicles equipped with the Citroën Connect box, have an embedded SIM card. So as well as the safety features of this system, a range of other 'connected services' which require data transmission, can be offered on a subscription basis. Additional terms & conditions apply to connected services, including customer acceptance of location sharing prior to activation. Subject to subscription - after you have taken delivery of your vehicle, please subscribe on: <https://services-store.citroen.co.uk/>

Telemaintenance: proactive monitoring of your vehicle & contact when something needs attention

Real Time Traffic & Speedcam Package: live data to enhance the Citroën Connect Nav system

Service availability depends on the hardware on each vehicle. To see if your vehicle is eligible for any services and subscribe, log in or create an account on <https://services-store.Citroën.co.uk/>

SpeedCam/Danger Zones package

The SpeedCam/Danger Zones package helps you identify situations which require increased attention by sending you both audible and visual alerts (subject to settings). Within the UK the service highlights different types of speed cameras, and red light cameras, as well as accident blackspots. While the service is operational across most of Europe, it adapts as necessary when travelling in different countries to ensure the local laws with respect to Speed Camera identification are followed. This option can be added to your Citroën Connect Nav subscription at any time. Please visit <https://services-store.citroen.co.uk/> to subscribe.